

AH15-20Sxx Series

AC-DC Converter | 15W | High reliability type | DIP | 4000VAC | 85~265VAC



Features

- Universal Input: 85~265VAC
- Operating temperature range: -40°C ~ +85°C
- Isolation voltage: 4000VAC
- High efficiency: up to 86%(typ.)
- EMI Class B without additional components
- Input undervoltage, Output short circuit, Over current protection
- Designed to meet IEC/EN/BS EN/UL 62368, IEC/EN 61558

Product description



The AH15-20Sxx series is one of BETTPOWER's compact size power converter. It features universal input range 85 ~ 265VAC , low power consumption, high efficiency, high reliability. It offers good EMC performance compliant to IEC/EN/BS EN/UL 62368. The converters are widely used in industrial, office and civil applications. For extremely harsh EMC environment, we recommend using the application circuit shown in Design Reference of this datasheet.

Selection Guide

Certification	Part No.	Input Voltage (VAC)	Output Power (W)	Output Voltage (VDC)	Output Current Max.(mA)	Full Load Efficiency % (230VAC,typ.)	Capacitive Load Max.(μF)
EN pending	AH15-20S05	85~265	15	5V	3000	80%	8000
	AH15-20S12	85~265	15	12V	1250	83%	4500
	AH15-20S15	85~265	15	15V	1000	85%	4000
	AH15-20S24	85~265	15	24V	625	86%	1000

Note:

1. All the above data were tested within the parameter range of typical application circuits.
2. The product images are for reference only. Please refer to the actual product for details.

Input Specifications

Item	Operating Conditions	Min.	Typ.	Max.	Unit
Input Voltage Range	AC input	85	--	265	VAC
	DC input	100	--	375	VDC
Input Current	110VAC	--	--	0.20	A
	220VAC	--	--	0.15	A
Input Frequency		47	--	63	Hz
Recommended External Input Fuse		2A/300V, slow-blow, required			
Hot Plug		Unavailable			

Output Specifications

Item	Operating Conditions	Min.	Typ.	Max.	Unit
Output Voltage Accuracy		--	±2.0	--	%
Line Regulation	Full load	--	±0.5	--	%
Load Regulation	10% ~ 100% load	--	±1.0	--	%
Ripple & Noise*	20MHz bandwidth (peak-to-peak value), 10% ~ 100% load	--	50	100	mVp-p
Temperature Coefficient	Full load	--	±0.02	--	%/°C
Short Circuit Protection		Continuous, Self-Recovery			

Note: Ripple & noise are measured at 20MHz of bandwidth with a 10uF electrolytic capacitor and a 1uF ceramic capacitor connected inparallel at the output.

General Specifications

Item	Operating Conditions	Min.	Typ.	Max.	Unit
Isolation Voltage	Input-output, test time 1 minute, leakage current less than 1mA	4000	--	--	VAC
Operating Temperature	See the following figure: power derating curve	-40	--	85	°C
Storage Temperature		-55	--	125	°C
Soldering Profile	Soldering point distance from shell 1.5mm		260	300	°C
Safety Standard	Product design conforms to IEC/EN/BS EN/UL 62368, IEC/EN 61558				
Safety Class			CLASS I		
MTBF	MIL-HDBK-217F@25°C		>2000Kh		

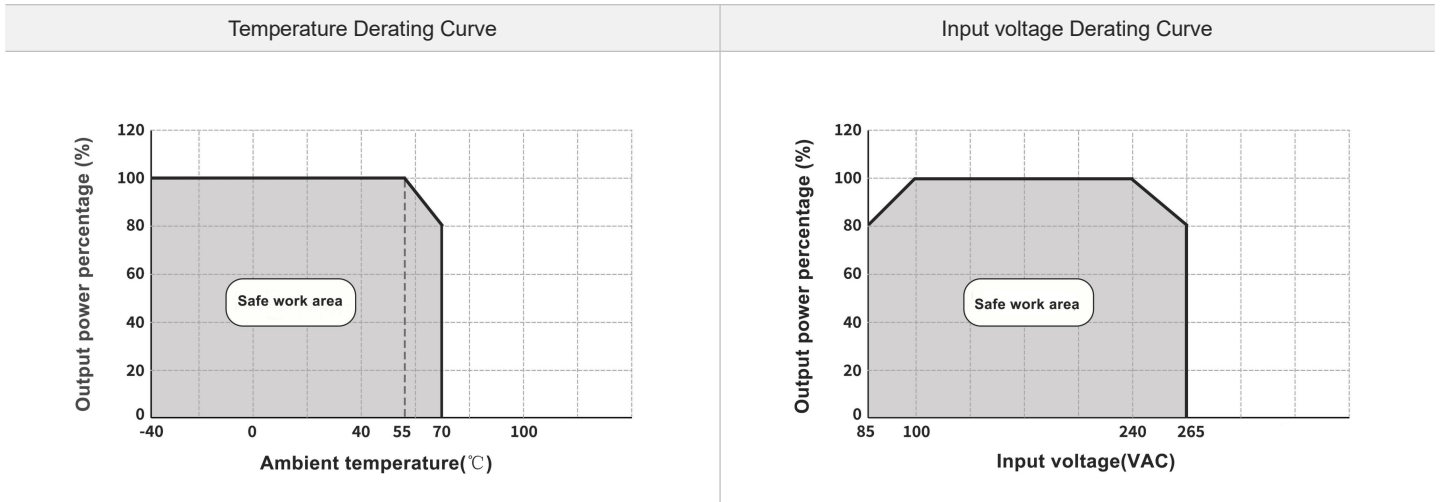
Mechanical Specifications

Case Material	Black plastic, flame-retardant and heat-resistant (UL94V-0)
Package Dimensions	62.00 * 45.00 * 22.50mm
Weight	125g(typ.)
Cooling Method	Free air convection

Electromagnetic Compatibility (EMC)

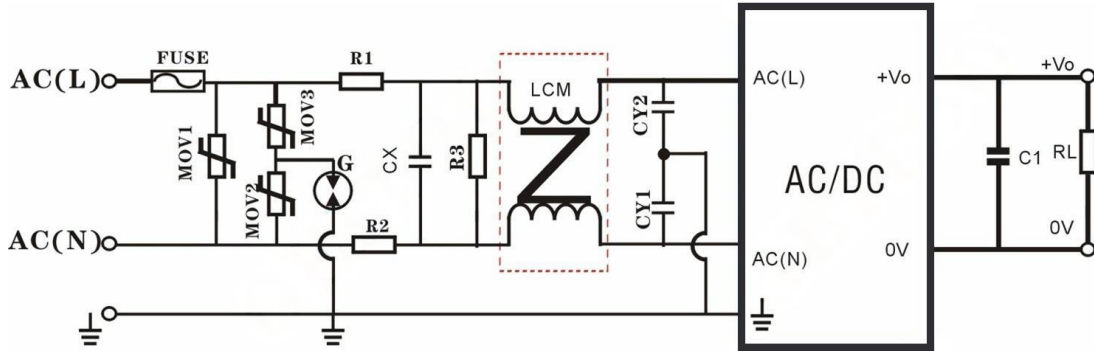
EMI	CE	CISPR32/EN55032 CLASS B		
	RE	CISPR32/EN55032 CLASS B		
EMS	ESD	IEC/EN61000-4-2	Contact $\pm 6KV$ /Air $\pm 8KV$ perf. Criteria B	
	RS	IEC/EN61000-4-3	10V/m perf. Criteria A	
	EFT	IEC/EN61000-4-4	$\pm 2KV$	perf. Criteria B
		IEC/EN61000-4-4	$\pm 4KV$ (EMC Solutions - Recommended Circuit)	perf. Criteria B
	Surge	IEC/EN61000-4-5	line to line $\pm 1KV$ /line to ground $\pm 2KV$	perf. Criteria B
		IEC/EN61000-4-5	line to line $\pm 2KV$ /line to ground $\pm 4KV$ (EMC Solutions - Recommended Circuit)	perf. Criteria B
	CS	IEC/EN61000-4-6	10Vr.m.s perf. Criteria A	
	PFMF	IEC/EN61000-4-8	10A/m perf. Criteria A	
Voltage dip, short interruption and voltage variation	IEC/EN61000-4-11	0%, 70%	perf. Criteria B	

Product Characteristic Curve



Design Reference - EMC Solutions - Recommended Circuits

EMC Solutions - Recommended Circuits

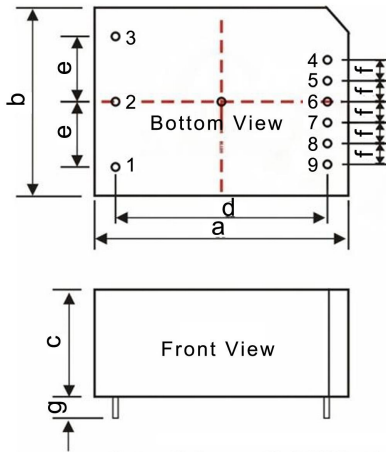


Recommended parameter values for EMC solution circuits	Model	Recommended value
	FUSE	2A/300V, slow-blow, required
	MOV1	20D561
	MOV2	14D561
	MOV3	14D561
	GDT	Gas discharge tube B5G3600
	R1	2Ω/3W
	R2	2Ω/3W
	R3	5MΩ~6MΩ/1W
	CX	0.1μF/275VAC
	CY1	2200pF/400VAC
	CY2	2200pF/400VAC
	LCM	Common mode inductance 10mH

Dimensions and Recommended Layout

AH15-20Sxx Dimensions and Recommended Layout

Third Angle Projection



	AH05	AH10	AH15	AH20	AH25	AH30
a	48.5	55	62	70	70	70
b	36.0	45	45	48	48	48
c	20.5	21	22.5	23.5	23.5	23.5
d	40.5	47	54	62	62	62
e	12.5	17.5	17.5	20	20	20
f	4	5	5	5.75	5.75	5.75
g	4.1	4.1	4.1	4.1	4.1	4.1

Pin	1	2	3	4	8	5,6,7,9
Function	\perp	AC(N)	AC(L)	+Vo	-Vo	NO PIN

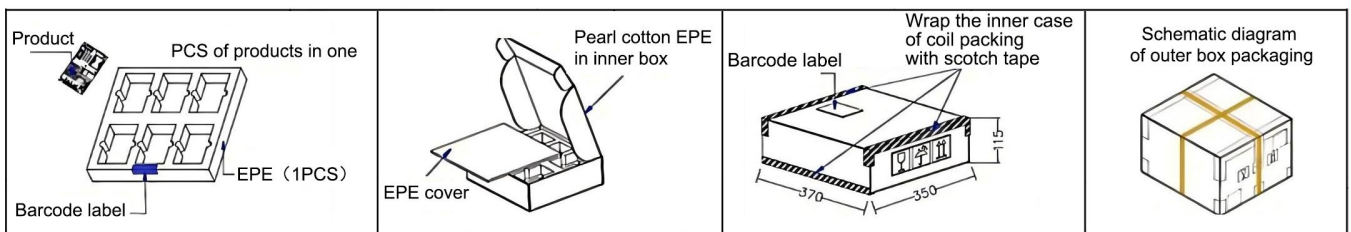
Note: PIN1-PIN9: \varnothing 1.0

Note:
 Size unit: mm [inch]
 Pin diameter tolerance: ± 0.10 [± 0.004]
 Unmarked dimensional tolerance: ± 0.50 [± 0.020]

Packaging Information

Model series	Product quantity(pcs/tray)	Inner carton quantity(pcs/carton)	Outer carton quantity(pcs/carton)
AH15-20Sxx	12	24	108

The schematic diagram of pearl cotton packaging is shown below:



Product precautions

1. The input voltage should not exceed the specified range value, otherwise it may cause permanent and irreparable damage;
2. It is recommended to use at a load of over 5%. If the load is below 5%, the ripple index of the product may exceed the specifications, but it does not affect the reliability of the product;
3. The maximum capacitive load is tested within the input voltage range and under full load conditions;
4. Unless otherwise specified, all indicators in this manual are measured at $T_a=25\text{ }^\circ\text{C}$, humidity<75% RH, nominal input voltage, and output rated load;
5. All indicator testing methods in this manual are based on our company's corporate standards;
6. Our company can provide product customization, and specific requirements can be directly contacted by our technical personnel;
7. Product specifications are subject to change without prior notice.

Manufacturer contact information

Bettpower Guangzhou Electronic Technology Co., Ltd.

Website: www.bettpower.com

Telephone: +86 - 020 - 32166256

Email: info@bettpower.com

Address: Room 2514-2515, Building A1,1 Doutang Road, Huangpu District, Guangzhou, China

BETTPOWER is a registered trademark of BETTPOWER Guangzhou Electronic Technology Co., Ltd. All of its product names, models, trademarks and brands are the property of the Company.

BETTPOWER Guangzhou Electronic Technology Co., Ltd reserves all rights and the right of final interpretation.